



Parker MICROGUARD[®] and MICROPLEAT[™] High-Efficiency Sub-HEPA, HEPA, and ULPA Filters

Advanced premium filtration products for today's clean manufacturing facilities



ENGINEERING YOUR SUCCESS.

Why Parker HVAC Filtration?

For over 50 years, Parker has been improving the quality of air all around the world with products that define excellence. Parker's HVAC Filtration Division employs the latest innovative and patented technologies, proprietary materials, and testing methods to engineer and manufacture filters that outperform and outlast similar products on the market. For commercial, industrial, and institutional customers, Parker offers a complete line of clean room, HEPA and ULPA standalone and pre-filters that remove microscopic particles and contaminants with efficiencies up to 99.9995%.

In addition to helping our customers maintain a better environment for their employees, manufacturing processes, and equipment, Parker filters are designed to reduce energy consumption and operating costs.


Many of our filter products are incinerable and made with recycled materials to assist with disposal compliance. All are backed by a global network of availability and support – and of course – Parker's reputation for over-delivering on quality, reliability, and value.



Proprietary E-Pleat[®] technology: An exclusive Parker advantage

Our premium MICROGUARD[®] LR filters utilize our patented E-pleat technology, making them superior by design. Parker's patented media is manufactured using proprietary pleating technologies to deliver optimum filtration performance and long service life. Multiple layers of hybrid-synthetic, gradient-density media are packed using our E-Pleat[®] equipment to maintain geometry and spacing. Using non-metal adhesive separators, the process maximizes the available media for high purity filtration and high airflow capacity.

The result is an industry-leading solution for typical air handler units (AHUs), making our high-efficiency filters ideal for a wide range of HVAC system applications. And unlike traditional "separator style" box filters, Parker E-Pleat manufactured filters require no significant capital expenditures to upgrade existing mechanical systems.



INNOVATION IN ACTION! N-Fuse Technology

Parker's next-generation MICROGUARD LR filter uses our proprietary N-Fuse[™]

Technology that provides Sub-HEPA filtration performance. The filter incorporates unique gradient-density layers of Fluoro-Plasma treated media, combined with our embossed E-Pleat technology to maintain filter geometry and spacing.



OUR HISTORY IN FILTRATION:

An impressive pedigree of the finest air filter brands

How did Parker HVAC Filtration get its start? Our expertise can be traced back to 1964 when Airguard[®] pioneered air filtration solutions including DP and Venti-Pak.

Thousands of companies now rely on Parker HVAC Filtration as their single-source for filtration products knowing they will achieve higher efficiencies – and higher returns on investment.

Look to Parker for all your filtration needs. Visit www.parker.com/HVAC.

1964 · · · · · 1998 · · · · · 1999 · · · · · 2004 · · · · ·



Airguard Industries founded, originally producing HVAC filtration products.



CLARCOR acquires Air Technologies, Inc. and combines with Airguard.



CLARCOR acquires Purolator Air Filtration Company.



CLARCOR Air Filtration Products is formed combining Airguard, ATI and Purolator.



Parker Hannifin acquires CLARCOR, solidifying its position as a global filtration leader.



Parker MICROGUARD® LR, MICROGUARD® and MICROPLEAT™

THE FIRST CHOICE WHEN HIGH-PURITY AIR AND ENERGY SAVINGS ARE CRITICAL TO YOUR SYSTEMS AND APPLICATIONS

Parker MICROGUARD® LR Sub-HEPA Filters

Sub-HEPA with E-Pleat embossed pleat technology. For applications needing higher efficiency than ASHRAE products that can easily retrofit into HVAC systems.



Parker MICROGUARD® Sub-HEPA, HEPA and ULPA Filters

Sub-HEPA, HEPA and ULPA filters with aluminum separators. For higher air flow volume applications.



Parker MICROPLEAT™ HEPA and ULPA Filters

Mini-pleat HEPA and ULPA filters with glue bead separators. For use in ceiling mount systems or areas where space is limited. Designed for lower air flow applications where laminar air flow is needed.



	MICROGUARD LR	MICROGUARD	MICROPLEAT
Minimum Efficiencies	98.5% on 0.3 micron	95% on 0.3 micron 99.97% on 0.3 micron 99.99% on 0.3 micron 99.999% on 0.3 micron 99.999% on 0.12 micron 99.9995% on 0.12 micron	99.97% on 0.3 micron 99.99% on 0.3 micron 99.999% on 0.3 micron 99.999% on 0.12 micron 99.9995% on 0.12 micron
Face Sizes	Four standard sizes	5" x 6" to 36" x 72"	5" x 6" to 24" x 72"
Depth	11-1/2"	5-7/8" and 11-1/2"	2-3/4" to 6"
Media	High efficiency synthetic media	High efficiency micro-fiber glass media	High efficiency micro-fiber glass media
Separator	E-Pleat	Aluminum	Glue bead mini-pleat
Cell Side Materials	HIPS plastic Galvanized steel	Wood Galvanized steel Stainless steel Roll formed aluminum Anodized extruded aluminum	Wood Galvanized steel Stainless steel Roll formed aluminum Anodized extruded aluminum
Cell Side Styles	Box construction Single header	Box construction Double turned flange Headers and flanges	Box construction Reverse gel seal
Gasket Styles	Urethane gasket	Urethane gasket High temperature silicone gasket Urethane gel seal High temperature silicone gel seal	Urethane gasket Urethane gel seal Knife edge skirt
Frame Sealant	Urethane	Urethane High temperature red silicone	Urethane
Factory Options	None	Expanded metal faceguards Extractor clips	Expanded metal faceguards Center posts with test ports
Individual Testing	N/A	99.97% or higher	99.97% or higher



MICROGUARD OM

Our high-efficiency, pleated, fiberglass media aluminum separator filters for mist collection systems for turning, milling and grinding machinery processes using petroleum based cooling fluids.

Efficiency: 95% on 0.3 micron

Frame material: 16-gauge metal or 0.063 roll formed aluminum

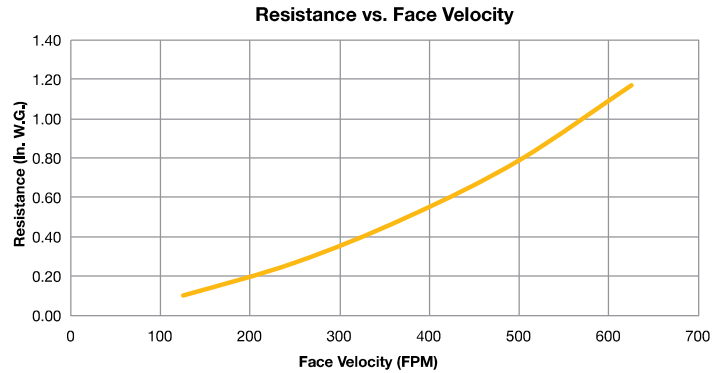
Frame style: C-style box

Media: Micro-glass fiber, for oil mist applications

Gasket: 1/4 x 3/4 urethane, air leaving or side access

Sealant: Urethane

Separator: Aluminum



Construction Code	Actual Size (H x W x D) Inches	Rated Air Flow Capacity (CFM)	Initial Resistance (Inches W.G.) @ Rated Air Flow	Media Area (Square Feet)
16 Gauge Galvanized Steel Box - HEPA Applications				
M2424B00-MAG00000M	24 x 24 x 11-1/2	2000	0.79"	288
M2323B33-MAG00000M	23-3/8 x 23-3/8 x 11-1/2	2000	0.85"	281
0.063 Mil-Finish Aluminum				
M2424B00-MFG00000M	24 x 24 x 11-1/2	2000	0.79"	288
M2323B33-MFG00000M	23-3/8 x 23-3/8 x 11-1/2	2000	0.85"	281

NOTES:

1. Rated face velocity 500 FPM.
2. Recommended final resistance twice initial resistance
3. Maximum operating temperature, metal: 180°F (82°C)
4. Classified per UL 900 for flammability

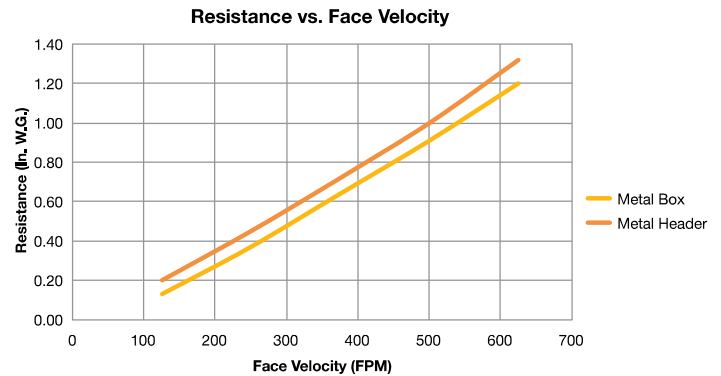


MICROGUARD 95

High efficiency, fiberglass media aluminum separator. For applications requiring an upgrade from ASHRAE filters without the resistance of true HEPA filters. MICROGUARD 95 can be used in both HEPA and ASHRAE frame and housing systems.



- Efficiency:** 95% on 0.3 micron
- Frame material:** 16-gauge or 24-gauge metal
- Frame style:** C-style box or single header
- Media:** Micro-glass fiber
- Gasket:** 1/4 x 3/4 urethane, air leaving side
- Sealant:** Urethane or fiberglass wrap
- Separator:** Aluminum



Construction Code	Actual Size (H x W x D) Inches	Rated Air Flow Capacity (CFM)	Initial Resistance (Inches W.G.) @ Rated Air Flow	Media Area (Square Feet)
16 Gauge Galvanized Steel Box				
M2424B00-0AG000000	24 x 24 x 11-1/2	2000	0.91"	202
M2323B33-0AG000000	23-3/8 x 23-3/8 x 11-1/2	2000	1.00"	189
M2412B00-0AG000000	24 x 12 x 11-1/2	1000	0.91"	94
M2311B33-0AG000000	23-3/8 x 11-3/8 x 11-1/2	1000	1.00"	85
M1224B00-0AG000000	12 x 24 x 11-1/2	1000	0.91"	94
M1123B33-0AG000000	11-3/8 x 23-3/8 x 11-1/2	1000	1.00"	85
24 Gauge Single Header				
M2323B33-0EA120300	23-3/8 x 23-3/8 x 11-1/2	2000	1.00"	187
M2311B33-0EA120300	23-3/8 x 11-3/8 x 11-1/2	1000	1.00"	83
M1123B33-0EA120300	11-3/8 x 23-3/8 x 11-1/2	1000	1.00"	83

NOTES:

1. Rated face velocity 500 FPM.
2. Recommended final resistance 1.50" W.G. for typical HVAC systems
Twice initial resistance for HEPA applications
3. Maximum operating temperature, metal: 180°F (82°C)
4. Classified per UL 900 for flammability only.

MICROGUARD 99

Standard Capacity HEPA Filter, used in a wide range of applications including large HVAC air handlers to smaller process air systems.

Efficiency: 99.97% on 0.3 micron

Frame material: 16-gauge metal

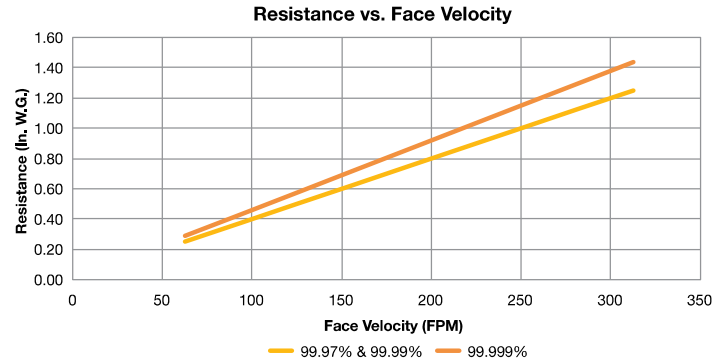
Frame style: C-style box

Media: Micro-glass fiber

Gasket: 1/4 x 3/4 urethane, air leaving side

Sealant: Urethane

Separator: Aluminum



Construction Code	Actual Size (H x W x D) Inches	Rated Air Flow Capacity (CFM)	Initial Resistance (Inches W.G.) @ Rated Air Flow	Media Area (Square Feet)
99.97% on 0.3 µm				
H2424B00-0AG000000	24 x 24 x 11-1/2	1000	1.00"	185
H2323B33-0AG000000	23-3/8 x 23-3/8 x 11-1/2	950	1.00"	173
H2412B00-0AG000000	24 x 12 x 11-1/2	500	1.00"	88
H2311B33-0AG000000	23-3/8 x 11-3/8 x 11-1/2	475	1.00"	79
H1224B00-0AG000000	12 x 24 x 11-1/2	500	1.00"	88
H1123B33-0AG000000	11-3/8 x 23-3/8 x 11-1/2	475	1.00"	79
99.99% on 0.3 µm				
H2424B00-0AG000030	24 x 24 x 11-1/2	1000	1.00"	185
H2323B33-0AG000030	23-3/8 x 23-3/8 x 11-1/2	950	1.00"	173
H2412B00-0AG000030	24 x 12 x 11-1/2	500	1.00"	88
H2311B33-0AG000030	23-3/8 x 11-3/8 x 11-1/2	475	1.00"	79
H1224B00-0AG000030	12 x 24 x 11-1/2	500	1.00"	88
H1123B33-0AG000030	11-3/8 x 23-3/8 x 11-1/2	475	1.00"	79
99.999% on 0.3 µm				
H2424B00-0AG000040	24 x 24 x 11-1/2	1000	1.15"	185
H2323B33-0AG000040	23-3/8 x 23-3/8 x 11-1/2	950	1.15"	173
H2412B00-0AG000040	24 x 12 x 11-1/2	500	1.15"	88
H2311B33-0AG000040	23-3/8 x 11-3/8 x 11-1/2	475	1.15"	79
H1224B00-0AG000040	12 x 24 x 11-1/2	500	1.15"	88
H1123B33-0AG000040	11-3/8 x 23-3/8 x 11-1/2	475	1.15"	79

NOTES:

1. Filters individually tested per IEST-RP-CC001
2. Rated face velocity 11-1/2" depth filter - 250 FPM
3. Recommended final resistance
Twice initial resistance for HEPA applications
4. Maximum operating temperature, metal: 180°F (82°C)
5. Classified per UL 900 for flammability only.



MICROGUARD HC

High capacity HEPA Filter, for systems requiring filters for higher airflow applications

Efficiency: 99.97% on 0.3 micron

Frame material: 16-gauge metal

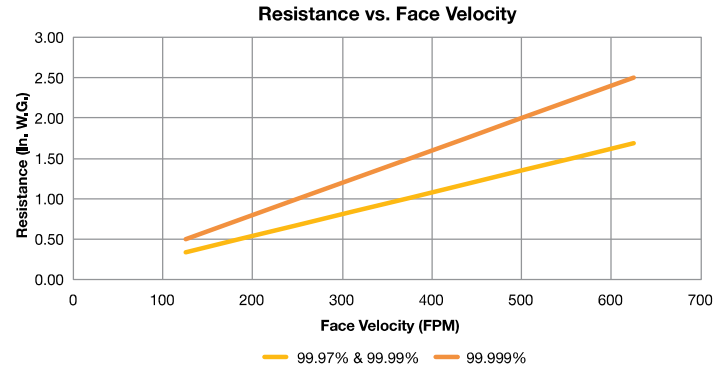
Frame style: C-style box

Media: Micro-glass fiber

Gasket: 1/4 x 3/4 urethane, air leaving side

Sealant: Urethane

Separator: Aluminum



Construction Code	Actual Size (H x W x D) Inches	Rated Air Flow Capacity (CFM)	Initial Resistance (Inches W.G.) @ Rated Air Flow	Media Area (Square Feet)
99.97% on 0.3 µm				
H2424B00-0AG00000F	24 x 24 x 11-1/2	2000	1.35"	286
H2323B33-0AG00000F	23-3/8 x 23-3/8 x 11-1/2	2000	1.45"	271
H2412B00-0AG00000F	24 x 12 x 11-1/2	1000	1.35"	133
H2311B33-0AG00000F	23-3/8 x 11-3/8 x 11-1/2	1000	1.45"	122
H1224B00-0AG00000F	12 x 24 x 11-1/2	1000	1.35"	133
H1123B33-0AG00000F	11-3/8 x 23-3/8 x 11-1/2	1000	1.45"	122
99.99% on 0.3 µm				
H2424B00-0AG00003F	24 x 24 x 11-1/2	2000	1.35"	286
H2323B33-0AG00003F	23-3/8 x 23-3/8 x 11-1/2	2000	1.45"	271
H2412B00-0AG00003F	24 x 12 x 11-1/2	1000	1.35"	133
H2311B33-0AG00003F	23-3/8 x 11-3/8 x 11-1/2	1000	1.45"	122
H1224B00-0AG00003F	12 x 24 x 11-1/2	1000	1.35"	133
H1123B33-0AG00003F	11-3/8 x 23-3/8 x 11-1/2	1000	1.45"	122
99.999% on 0.3 µm				
H2424B00-0AG00004F	24 x 24 x 11-1/2	2000	2.00"	286
H2323B33-0AG00004F	23-3/8 x 23-3/8 x 11-1/2	2000	2.00"	271
H2412B00-0AG00004F	24 x 12 x 11-1/2	1000	2.00"	133
H2311B33-0AG00004F	23-3/8 x 11-3/8 x 11-1/2	1000	2.00"	122
H1224B00-0AG00004F	12 x 24 x 11-1/2	1000	2.00"	133
H1123B33-0AG00004F	11-3/8 x 23-3/8 x 11-1/2	1000	2.00"	122

NOTES:

1. Filters individually tested per IEST-RP-CC001
2. Rated face velocity 500 FPM for 11-1/2" filter depth
3. Recommended final resistance
Twice initial resistance for HEPA applications
4. Maximum operating temperature, metal: 180°F (82°C)
5. Classified per UL 900 for flammability only.

MICROGUARD HT

High Temperature HEPA Filter (500°F)

Efficiency: 99.97% on 0.3 micron

Frame material: Stainless steel

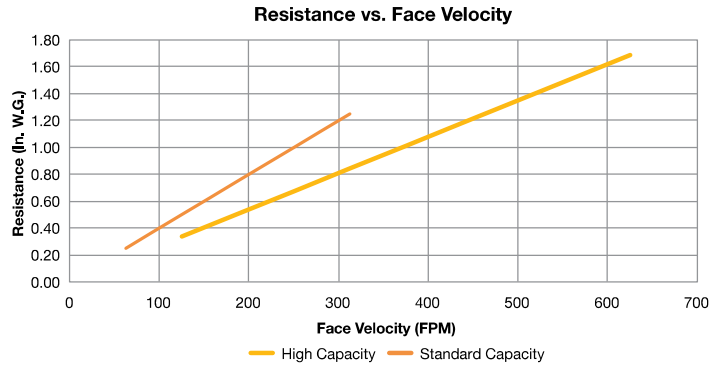
Frame style: Double turned flange box

Media: Micro-glass fiber

Gasket: 1/4 x 3/4 HT silicone, air leaving side

Sealant: HT silicone

Separator: Aluminum



Construction Code	Actual Size (H x W x D) Inches	Rated Air Flow Capacity (CFM)	Initial Resistance (Inches W.G.) @ Rated Air Flow	Media Area (Square Feet)
Standard Capacity, 99.97% on 0.3 µm				
H2424B00-0JBB29000	24 x 24 x 11-1/2	1000	1.00"	201
H2323B33-0JBB29000	23-3/8 x 23-3/8 x 11-1/2	1000	1.10"	188
High Capacity, 99.97% on 0.3 µm				
H2424B00-0JBB2900F	24 x 24 x 11-1/2	2000	1.35"	301
H2323B33-0JBB2900F	23-3/8 x 23-3/8 x 11-1/2	2000	1.45"	286

NOTES:

1. Filters individually tested per IEST-RP-CC001
2. Rated face velocity 500 FPM for 11-1/2" filter depth
3. Twice initial resistance for HEPA applications
4. Maximum operating temperature, metal: 180°F (82°C)
5. Classified per UL 900 for flammability only.



MICROPLEAT



- MICROPLEAT mini-pleat filters are available in a full range of materials and configurations to install in all types of housings and framing systems, from clean room ceiling grids and modules to benches and self-contained equipment.

Efficiency: 99.99% on 0.3 micron

Frame material: Anodized extruded aluminum

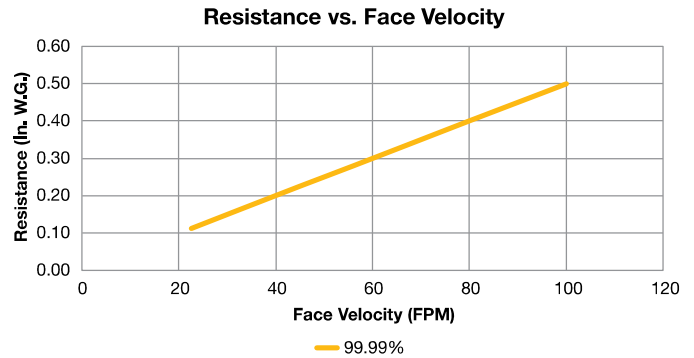
Frame style: Box

Media: Micro-glass fiber

Gasket: 1/4 x 3/4 urethane or gel seal, air leaving side

Sealant: Urethane

Separator: Mini-pleat



Construction Code	Actual Size (H x W x D) Inches	Rated Air Flow Capacity (CFM)	Initial Resistance (Inches W.G.) @ Rated Air Flow	Media Area (Square Feet)
H2448R00-0N0000036	24 x 48 x 2-3/4	654	0.45"	223
H2347R55-0N0000036	23-5/8 x 47-5/8 x 2-3/4	638	0.45"	216
H2424R00-0N0000036	24 x 24 x 2-3/4	316	0.45"	110
H2323R55-0N0000036	23-5/8 x 23-5/8 x 2-3/4	306	0.45"	105

NOTES:

- Filters individually tested per IEST-RP-CC001
- Rated face velocity 90 FPM
- Recommended final resistance twice initial resistance
- Maximum operating temperature: 160°F (71°C)
- Classified per UL 900 for flammability only.

MICROPLEAT V2000



V-bank HEPA 2000 CFM on 24 x 24 x 12.

Designed with a series of mini-pleat bead separator packs to operate at 500 FPM face velocity with a high media area for greater capacity and service life over traditional aluminum separator product.

Efficiency: 99.97%, 99.99% and 99.999% on 0.3 micron

Frame material: Anodized extruded aluminum

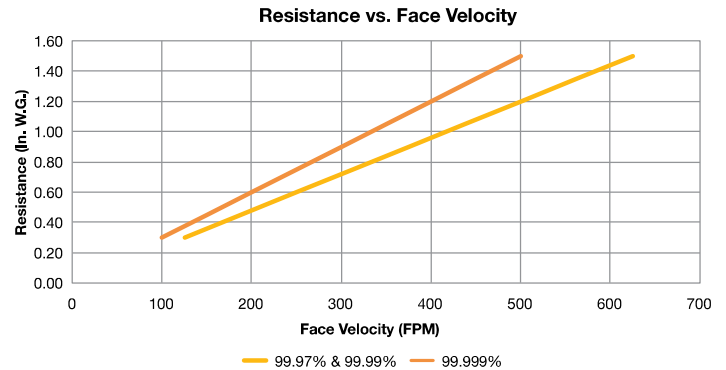
Frame style: Box

Media: Micro-glass fiber

Gasket: 1/4 x 3/4 urethane or gel seal, air leaving side

Sealant: Urethane

Separator: Mini-pleat



Construction Code	Actual Size (H x W x D) Inches	Rated Air Flow Capacity (CFM)	Initial Resistance (Inches W.G.) @ Rated Air Flow	Media Area (Square Feet)
Gel Seal Filters, 99.97% on 0.3 µm				
H2424B00-0NVF2000B	24 x 24 x 11-1/2	2000	1.20"	300
H2412B00-0NVF2000B	24 x 12 x 11-1/2	1000	1.20"	127
Gel Seal Filters, 99.99% on 0.3 µm				
H2424B00-0NVF2002B	24 x 24 x 11-1/2	2000	1.20"	300
H2412B00-0NVF2002B	24 x 12 x 11-1/2	1000	1.20"	127
Gel Seal Filters, 99.999% on 0.3 µm				
H2424B00-0NVF2004B	24 x 24 x 11-1/2	1600	1.20"	300
H2412B00-0NVF2004B	24 x 12 x 11-1/2	800	1.20"	127
Gasket Seal Filters, 99.97% on 0.3 µm				
H2424B00-0NV00000B	24 x 24 x 11-1/2	2000	1.20"	300
H2412B00-0NV00000B	24 x 12 x 11-1/2	1000	1.20"	127
Gasket Seal Filters, 99.99% on 0.3 µm				
H2424B00-0NV00002B	24 x 24 x 11-1/2	2000	1.20"	300
H2412B00-0NV00002B	24 x 12 x 11-1/2	1000	1.20"	127
Gasket Seal Filters, 99.999% on 0.3 µm				
H2424B00-0NV00004B	24 x 24 x 11-1/2	1600	1.20"	300
H2412B00-0NV00004B	24 x 12 x 11-1/2	800	1.20"	127

NOTES:

1. Filters individually tested per IEST-RP-CC001
2. Rated face velocity 500 FPM for 11-1/2" filter depth
3. Recommended final resistance twice initial resistance
4. Maximum operating temperature: 160°F (71°C)
5. Classified per UL 900 for flammability only.



MICROPLEAT V2400

V-bank HEPA 2400 CFM on 24 x 24 x 12.

Designed with a series of mini-pleat bead separator packs to operate at 600 FPM face velocity with a high media area for greater capacity for applications demanding higher air flow rates.



Efficiency: 99.97% and 99.99% on 0.3 micron

Frame material: Anodized extruded aluminum

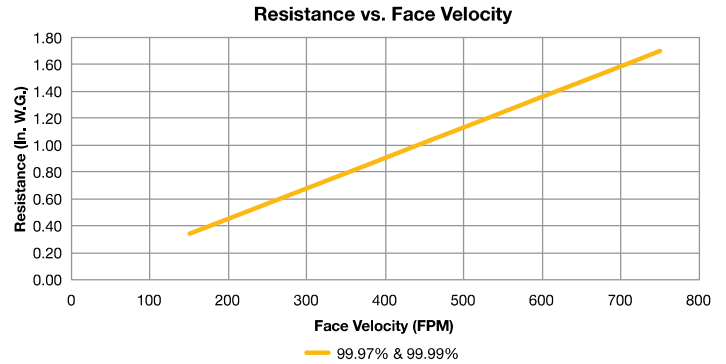
Frame style: Box

Media: Micro-glass fiber

Gasket: 1/4 x 3/4 urethane

Sealant: Urethane

Separator: Mini-pleat



Construction Code	Actual Size (H x W x D) Inches	Rated Air Flow Capacity (CFM)	Initial Resistance (Inches W.G.) @ Rated Air Flow	Efficiency	Media Area (Square Feet)
Gasket Seal Filters, 99.97% on 0.3 µm					
H2424B00-0NV00000B 2400	24 x 24 x 11-1/2	2400	1.36"	99.97% on 0.3 µm	398
H2412B00-0NV00000B 2400	24 x 12 x 11-1/2	1200	1.36"	99.97% on 0.3 µm	199
H2424B00-0NV00002B 2400	24 x 24 x 11-1/2	2400	1.36"	99.99% on 0.3 µm	398
H2412B00-0NV00002B 2400	24 x 12 x 11-1/2	1200	1.36"	99.99% on 0.3 µm	199

NOTES:

1. Filters individually tested per IEST-RP-CC001
2. Rated face velocity 600 FPM for 11-1/2" filter depth
3. Recommended final resistance twice initial resistance
4. Maximum operating temperature, metal: 160°F (71°C)
5. Classified per UL 900 for flammability only.

MICROPLEAT DM

Ducted Disposable Ceiling Modules

MICROPLEAT DM ceiling modules are designed to install in cleanroom ceiling grid or ceiling mounting systems and can be supplied with air individually using 10" or 12" flex duct. When maximum filter resistance is reached, the entire unit is replaced.



Efficiency: 99.99% and 99.999% on 0.3 micron and 99.9995% on 0.12 micron

Frame material: Anodized extruded aluminum

Frame style: Box

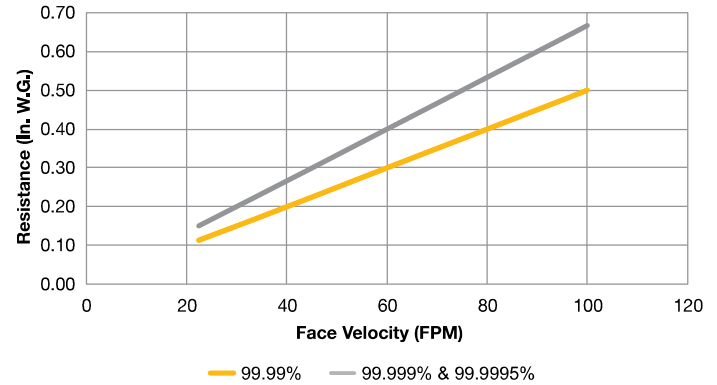
Media: Micro-glass fiber

Gasket: 1/4 x 3/4 urethane or gel seal, air leaving side

Sealant: Urethane

Separator: Mini-pleat

Resistance vs. Face Velocity



Construction Code	Nominal Size (H x W x D) Inches	Actual Size (H x W x D) Inches	Rated Air Flow Capacity (CFM)	Initial Resistance (Inches W.G.) @ Rated Air Flow	Inlet Collar Diameter (Inches)	Media Area (Square Feet)
Units for 1.5" T-Bar Ceiling Grid Units, 99.99% on 0.3 µm						
CD24240L-ONP750W36	24 x 24 x 5	23-5/8 x 23-5/8 x 5	290	0.45"	10"	107
CD24480L-ONP750W36	24 x 48 x 5	23-5/8 x 47-5/8 x 5	620	0.45"	10"	215
CD24242L-ONP750W36	24 x 24 x 5	23-5/8 x 23-5/8 x 5	290	0.45"	12"	107
CD24482L-ONP750W36	24 x 48 x 5	23-5/8 x 47-5/8 x 5	620	0.45"	12"	215
Units for 1.5" T-Bar Ceiling Grid Units, 99.999% on 0.3 µm						
CD24240L-ONP750W46	24 x 24 x 5	23-5/8 x 23-5/8 x 5	290	0.60"	10"	107
CD24480L-ONP750W46	24 x 48 x 5	23-5/8 x 47-5/8 x 5	620	0.60"	10"	215
CD24242L-ONP750W46	24 x 24 x 5	23-5/8 x 23-5/8 x 5	290	0.60"	12"	107
CD24482L-ONP750W46	24 x 48 x 5	23-5/8 x 47-5/8 x 5	620	0.60"	12"	215
Units for 1.5" T-Bar Ceiling Grid Units, 99.9995% on 0.12 µm						
CD24240L-ONP750WF6	24 x 24 x 5	23-5/8 x 23-5/8 x 5	290	0.60"	10"	107
CD24480L-ONP750WF6	24 x 48 x 5	23-5/8 x 47-5/8 x 5	620	0.60"	10"	215
CD24242L-ONP750WF6	24 x 24 x 5	23-5/8 x 23-5/8 x 5	290	0.60"	12"	107
CD24482L-ONP750WF6	24 x 48 x 5	23-5/8 x 47-5/8 x 5	620	0.60"	12"	215

NOTES:

1. Filters individually tested per IEST-RP-CC001
2. Rated face velocity 90 FPM
3. Recommended final resistance twice initial resistance
4. Maximum operating temperature, metal: 160°F (71°C)
5. Classified per UL 900 for flammability only.



Making the right filter choice: **Sub-HEPA, HEPA or ULPA**

The distinction between the filter types can be unclear given the range of testing methods. HEPA filters have a minimum efficiency of 99.97% at 0.3 microns, whereas ULPA filters have an efficiency rating of 99.999% at 0.12 microns or higher. This does not mean that ULPA filters are better than HEPA filters when taking air flow and other variables into account. In fact, HEPA filters cost less and have a lower resistance to air flow and have a longer service life than ULPA filters. Efficiency selection will be to meet the needs of the user and application, as specific conditions and operation may demand either HEPA or ULPA.

When selecting a filter, it's important to choose the one that meets your appropriate defined standard, level of filtration, and system configuration. For assistance, contact your Parker HVAC representative for assistance in selecting the proper product configuration to meet your requirements.

